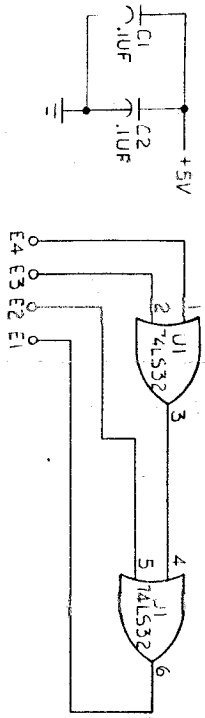
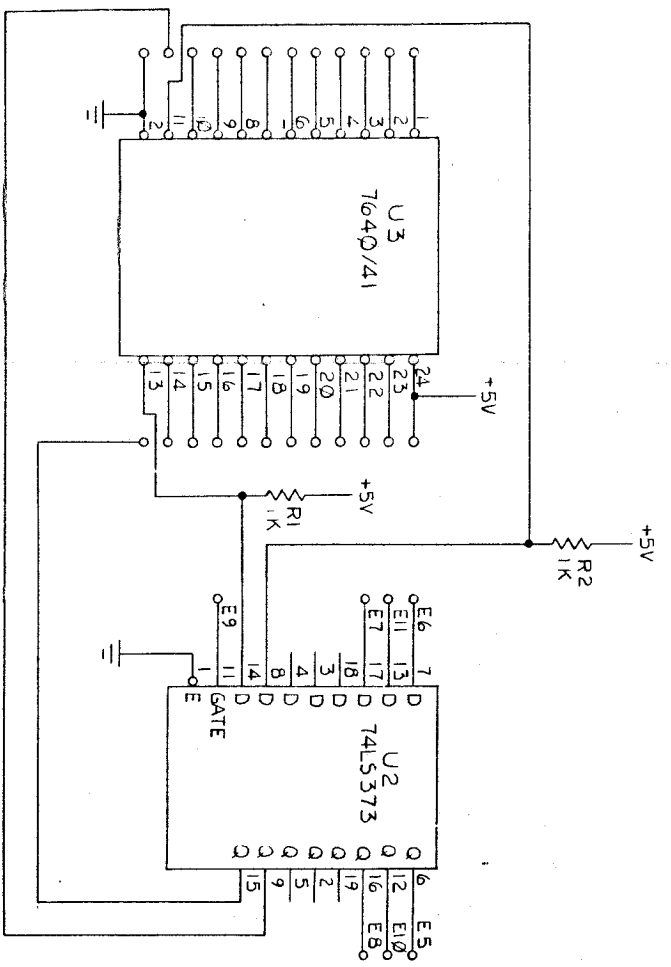


<b>QIEWIZ16B01</b> MOTOROLA SYSTEMS CORPORATION 7535 WILLIAMS DRIVE CHICAGO, ILLINOIS 60649-1221 U.S.A.		DATE: 01/78 DESIGNED BY: J. J. [illegible] DRAWN BY: J. J. [illegible] CHECKED BY: J. J. [illegible]
<b>EXORSSET</b> FLOPPY DISC CONTROLLER MODULE		
MOTOROLA microsystems Integrated Circuits Division 300 NORTH ZEEB ROAD CHICAGO, ILLINOIS 60649-1221		

MOTOROLA SYSTEMS CORPORATION  
 Integrated Circuits Division  
 300 NORTH ZEEB ROAD  
 CHICAGO, ILLINOIS 60649-1221  
 U.S.A.



GND AND PWR TABLE

7	U1	14
10	U2	20
12	U3	24

UNLESS OTHERWISE SPECIFIED		ALL DIMENSIONS IN MILLIMETERS	
TOLERANCES UNLESS OTHERWISE SPECIFIED:		DIMENSIONS IN PARENTHESES ARE FOR INFORMATION ONLY	
FRAMES AND HOLES	±0.15	POSITIONS OF HOLES	±0.10
ANGLES	±0.5	POSITIONS OF HOLES	±0.10
SPACES	±0.10	POSITIONS OF HOLES	±0.10
SCALE	NONE	DO NOT SCALE DRAWING	

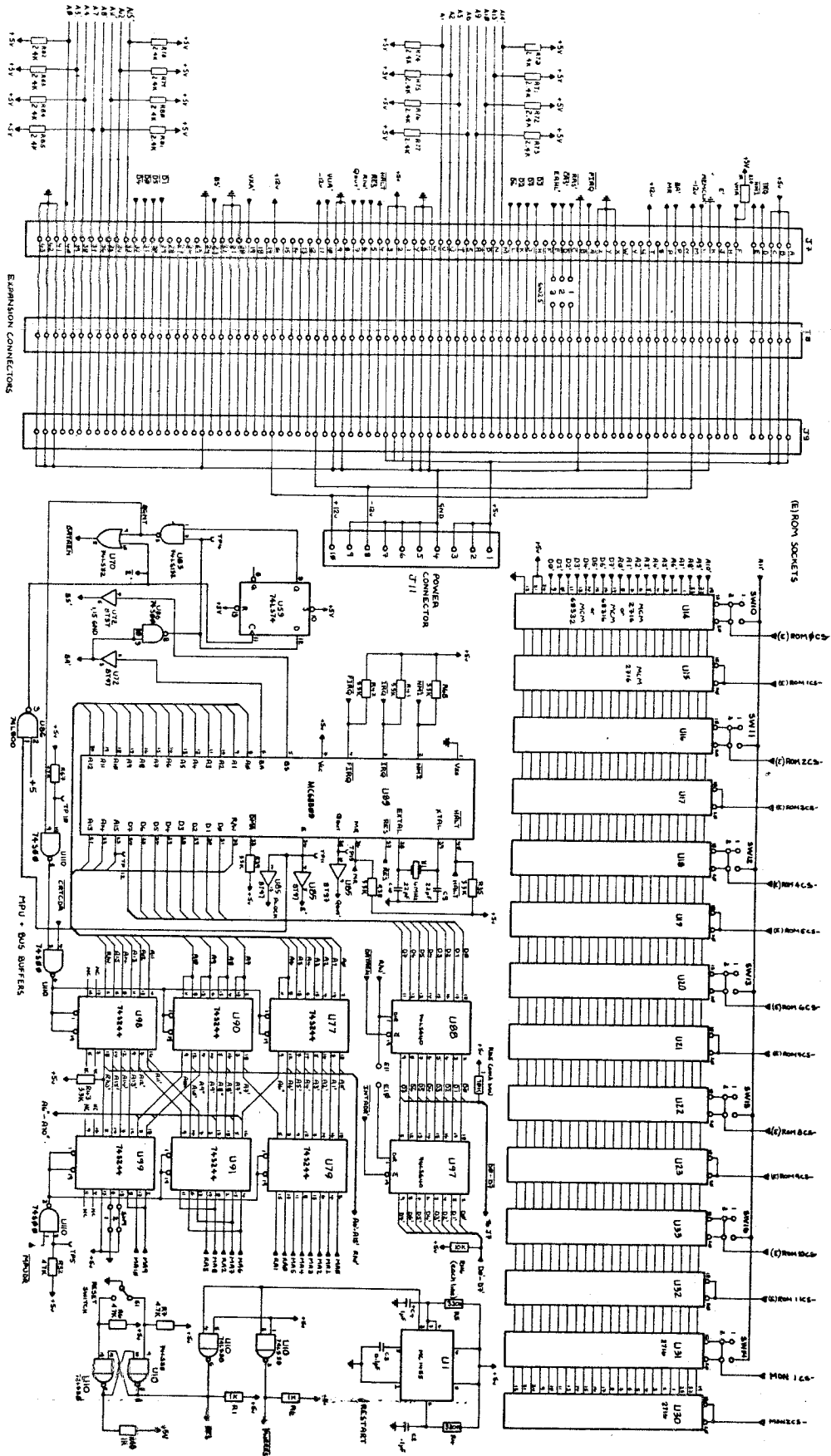
  

REV	DATE	BY	CHKD
1	10/1/81	...	...

SCHEMATIC DIAGRAM  
EXORSET PB1

ANALOGIC MICROSYSTEMS  
Integrated Circuits Division  
11200 WILLOW STREET, BURNING WOODS, OHIO 44125 U.S.A.

DRAWING NO. 63DW 3059B

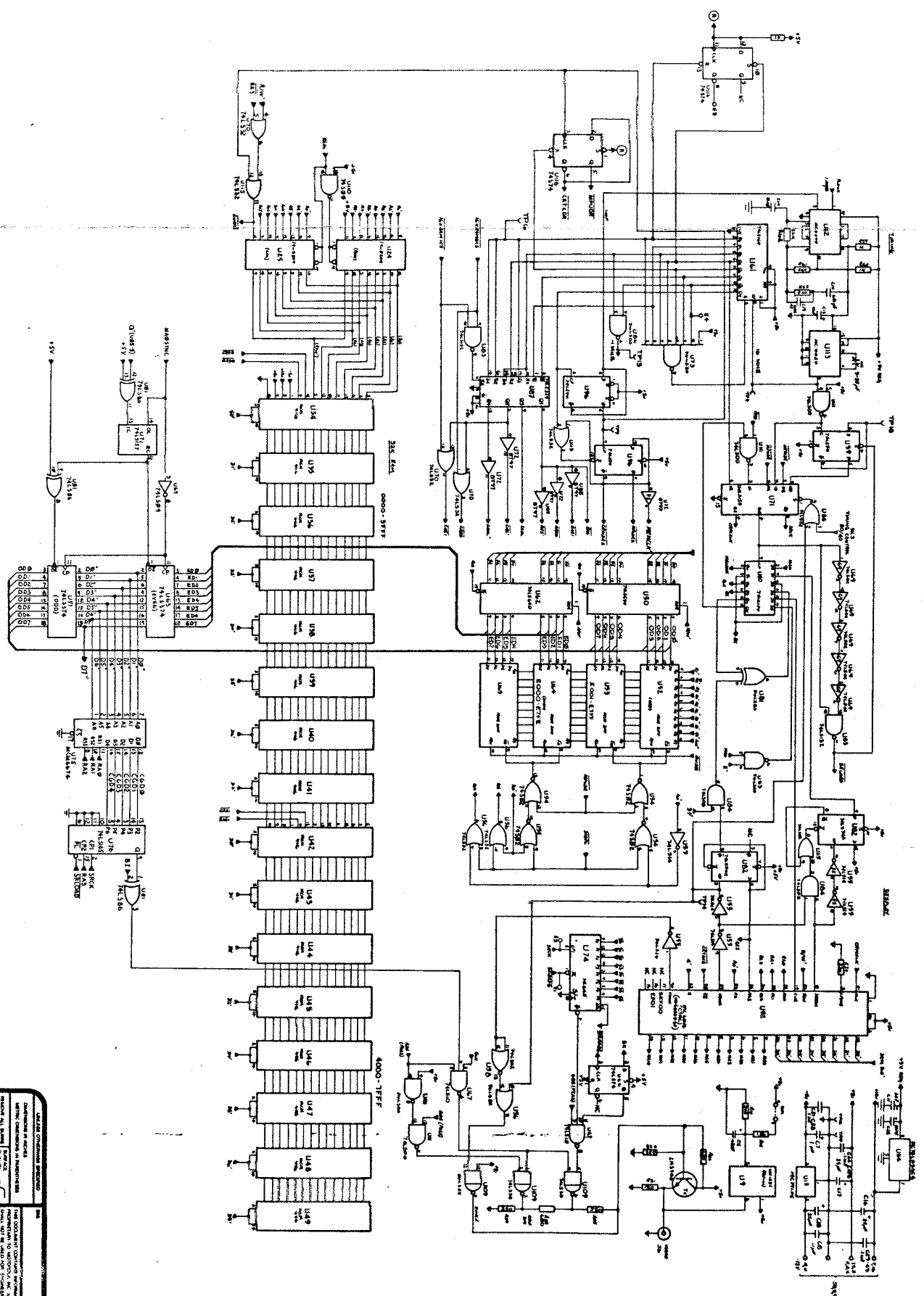


REV STATUS	REV	C	C	C
OF SHEETS	SHEET	SHT 1	SHT 2	SHT 3

SCHEMATIC DIAGRAM  
MAIN CONTROLLER BOARD  
EXPRESSET

MOTOROLA **MicroSystems**  
Integrated Circuits Division  
300 NORTH ZEEB STREET, FOLSOM, CALIFORNIA 95630, U.S.A.

63EW1215B



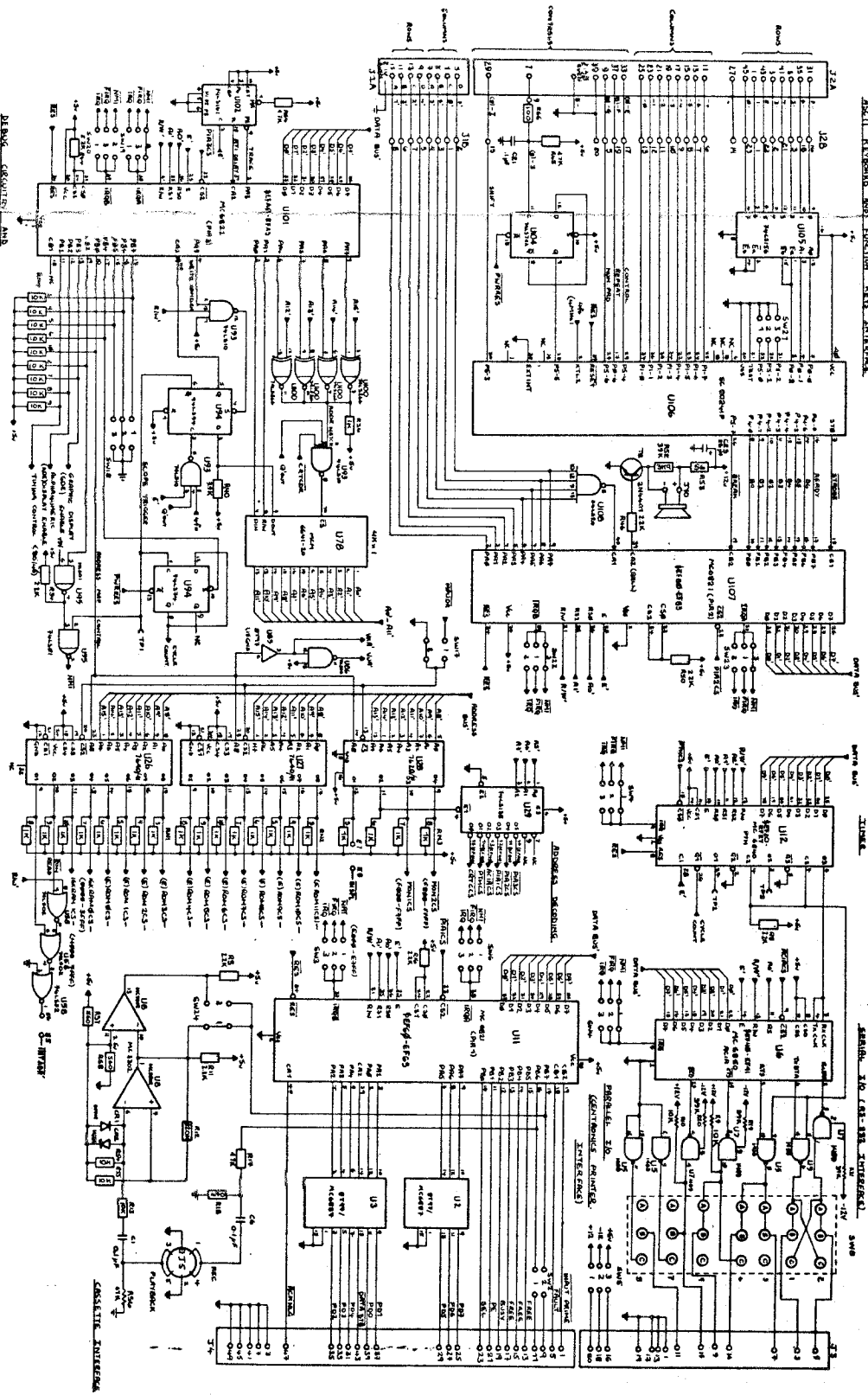
SCHEMATIC DIAGRAM  
MAIN CONTROL-  
LER BOARD  
EAD05E1

MOTOROLA microsystems  
Integrated Circuits Division  
300 NORTH ZEEB ROAD  
MESA, ARIZONA 85205 U.S.A.

63EW1215B

REFER TO REV STATUS TABLE ON SHEET 1

ASCII KEYBOARD AND FUNCTION KEYS INTERFACE



SCHEMATIC DIAGRAM  
MAIN CONTROLLER BOARD  
EXCORSET

MOTOROLA microsystems  
Integrated Circuits Division

<p>REVISIONS</p> <p>REV. 1: ORIGINAL DESIGN</p> <p>REV. 2: MODIFIED TO MATCH REV. 1</p>	
<p>DATE</p> <p>BY</p> <p>CHKD</p>	<p>DATE</p> <p>BY</p> <p>CHKD</p>

REFER TO REV STATUS TABLE ON SH-1